

COAST MIDDLE EAST WEEKLY

GCC Stock Review

Thursday, March 11, 2010

Market Summary

Market Summary

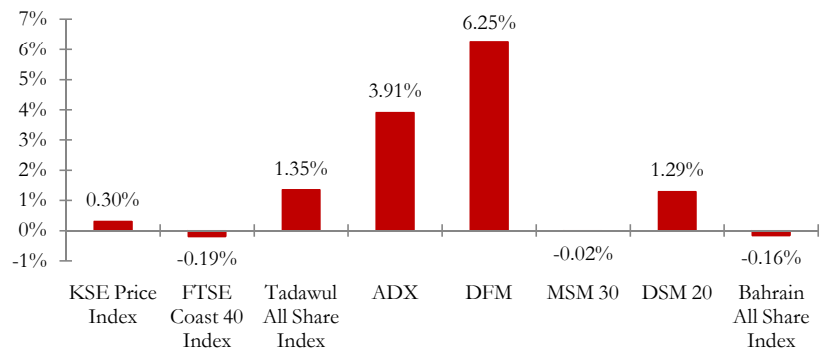
Dubai shares rose to the highest in almost two months on speculation Dubai World, the state-owned holding company in talks to renegotiate \$26 billion of debt, may announce better repayment terms than previously expected. On the other hand, Bahrain lost the most with 0.16% weekly decline.

Indices Performance

Market	Index	Previous 04-Mar-10	Current 11-Mar-10	Change Points	Change Δ
Kuwait	KSE Price Index	7,435.50	7,457.90	22.40 ↑	0.30%
	FTSE Coast 40 Index	67.57	67.44	(0.13) ↓	-0.19%
Saudi Arabia	Tadawul All Share Index	6,478.58	6,565.95	87.37 ↑	1.35%
UAE	ADX	2,726.83	2,833.36	106.53 ↑	3.91%
	DFM	1,584.81	1,683.89	99.08 ↑	6.25%
Oman	MSM 30	6,650.44	6,649.16	(1.28) ↓	-0.02%
Qatar	DSM 20	6,729.23	6,816.21	86.98 ↑	1.29%
Bahrain	Bahrain All	1,503.42	1,500.94	(2.48) ↓	-0.16%

* Saudi Arabia week starts on Saturday and ends on Wednesday.

Market Change (%) - Weekly



News During the Week

- › Kuwait Pipe Industries and Oil Services Co. said it has signed two deals to supply pipes to Kuwait Oil Co., or KOC, for 50.1 million Kuwaiti dinars (\$173.6 million).
- › Bahrain Islamic Bank an affiliate of Kuwait's Investment Dar Co. is seeking to expand its local market share which is currently between 7% and 10%
- › Abu Dhabi's Mubadala Development Co. said it has agreed to take a 9% stake in boutique merchant bank The Raine Group LLC, bolstering the emirate's ambitions to become a major media and entertainment player.
- › Dubai World may present its "first concrete proposals" to United Arab Emirates banks today as part of its debt restructuring plan.

This document and its content are prepared for your personal information purposes only and it is not an offer, or the solicitation of an offer, to buy or sell a security or enter into any other agreement. Projections of potential risk or return are illustrative, and should not be taken as limitations of the maximum possible loss or gain. The information and any views expressed are given as at the date of writing and subject to change. While the information has been obtained from sources believed to be reliable we do not represent that it is accurate or complete and it should not be relied on as such. Coast Investment and Development Company, its affiliates and subsidiaries accept no liability for any direct or consequential loss arising from use of this document or its contents. At any time, Coast Investment and Development Company or its employees may have a position, subject to change, in any securities or instruments referred to, or provide services to the issuer of those securities and instruments.

Coast Investment & Development Co.
Shuhada Street, Al Sharq Area

P. O. Box 26755, Safat 13128 - Kuwait

Tel: + 965 22230555

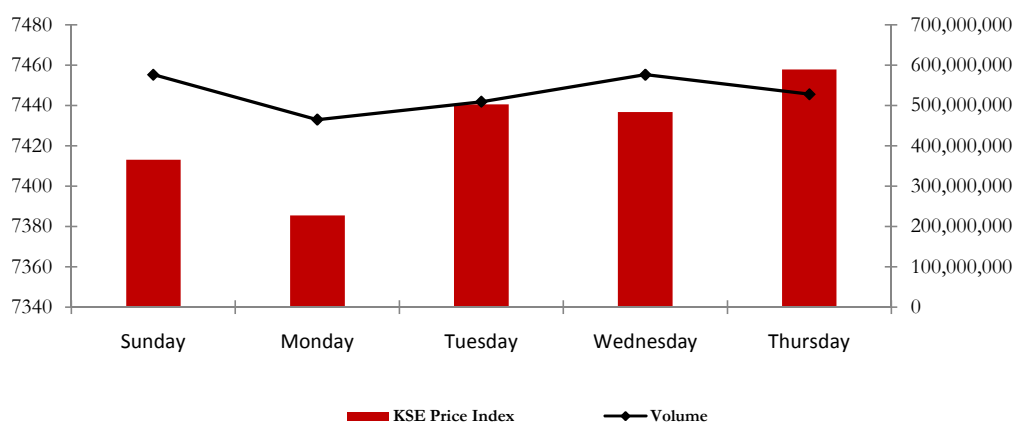
Fax: + 965 22408932

www.coast.com.kw

KUWAIT

Market	Unit	Previous	Current	Change
		04-Mar-10	11-Mar-10	Δ
KSE Price Index	(x)	7,435.50	7,457.90	0.30%
FTSE Coast 40 Index	(x)	67.57	67.44	-0.19%
Average Volume Traded	(000's)	502,624,167	531,129,000	5.67%
Average No of Trades	(000's)	7,690.33	7,994.60	3.96%
Average Value Traded(U.S \$)	(\$ 000's)	318,181,808	279,696,408	-12.10%

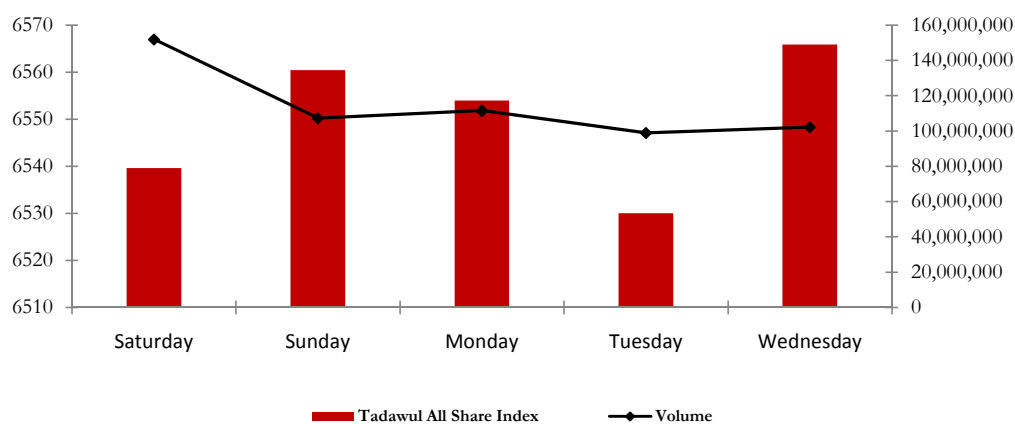
Market Change - Weekly



SAUDI ARABIA

Market	Unit	Previous	Current	Change
		03-Mar-10	10-Mar-10	Δ
Tadawul All Share Index	(x)	6,478.58	6,565.95	1.35%
Average Volume Traded	(000's)	108,936,642	114,391,731	5.01%
Average No of Trades	(000's)	68,117	73,000	7.17%
Average Value Traded(U.S \$)	(\$ 000's)	652,210,355	745,742,906	14.34%

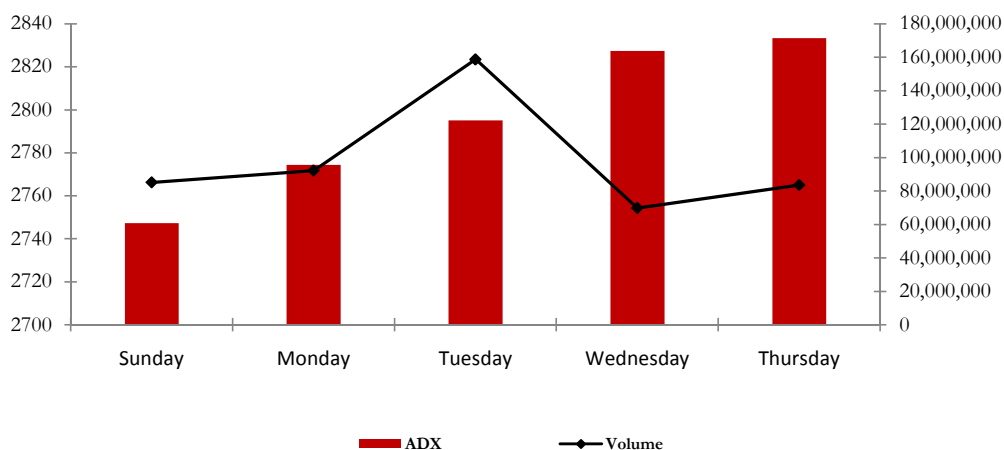
Market Change - Weekly



UNITED ARAB EMIRATES (Abu Dhabi)

Market	Unit	Previous	Current	Change
		04-Mar-10	11-Mar-10	Δ
ADX	(x)	2,726.83	2,833.36	3.91%
Average Volume Traded	(000's)	49,820,951	97,883,841	96.47%
Average No of Trades	(000's)	1,235	2,321	87.93%
Average Value Traded(U.S \$)	(\$ 000's)	27,119,528	61,589,993	127.11%

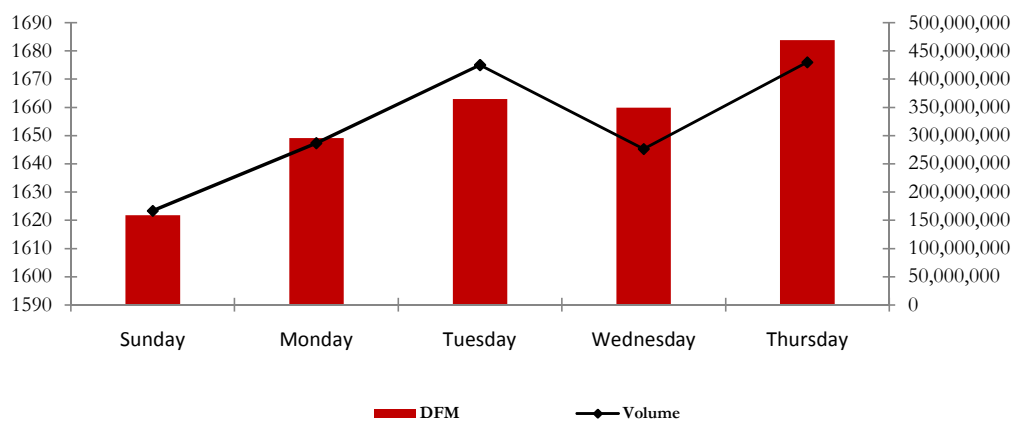
Market Change - Weekly



UNITED ARAB EMIRATES (Dubai)

Market	Unit	Previous	Current	Change
		04-Mar-10	11-Mar-10	Δ
DFM	(x)	1,584.81	1,683.89	6.25%
Average Volume Traded	(000's)	100,281,473	317,014,147	216.12%
Average No of Trades	(000's)	2,290	5,908	158.02%
Average Value Traded(U.S \$)	(\$ 000's)	43,653,400	153,619,899	251.91%

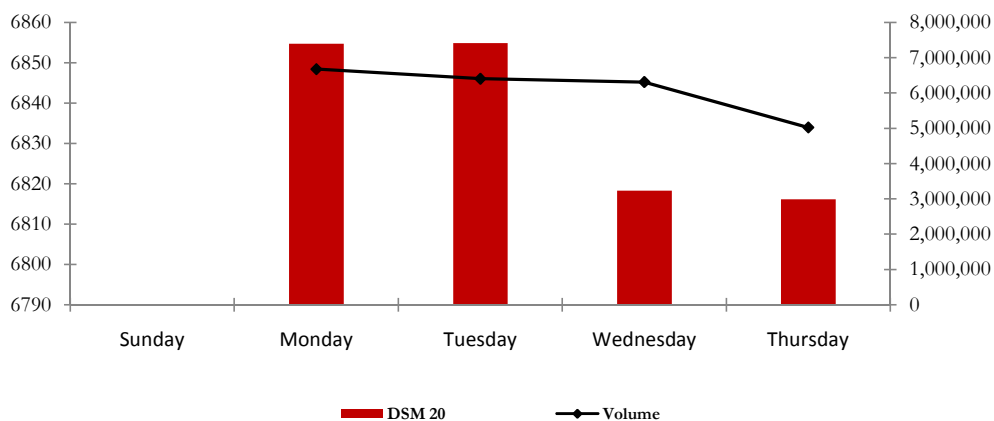
Market Change - Weekly



QATAR

Market	Unit	Previous	Current	Change
		04-Mar-10	11-Mar-10	Δ
DSM 20	(x)	6,729.23	6,816.21	1.29%
Average Volume Traded	(000's)	5,538,707	6,104,851	10.22%
Average No of Trades	(000's)	3555	4257	19.74%
Average Value Traded(U.S \$)	(\$ 000's)	52,361,074	68,904,891	31.60%

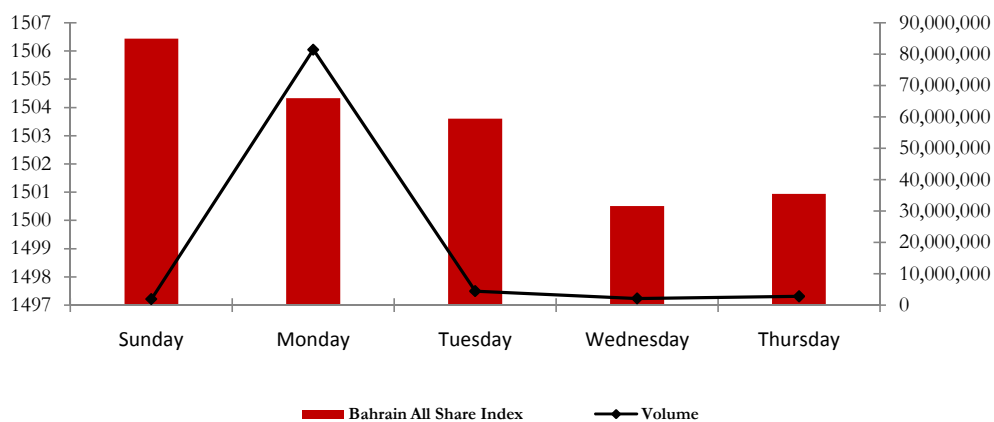
Market Change - Weekly



BAHRAIN

Market	Unit	Previous	Current	Change
		04-Mar-10	11-Mar-10	Δ
Bahrain All Share Index	(x)	1,503.42	1,500.94	-0.16%
Average Volume Traded	(000's)	9,970,457	18,597,265	86.52%
Average No of Trades	(000's)	109	119	9.61%
Average Value Traded(U.S \$)	(\$ 000's)	3,443,916	5,544,907	61.01%

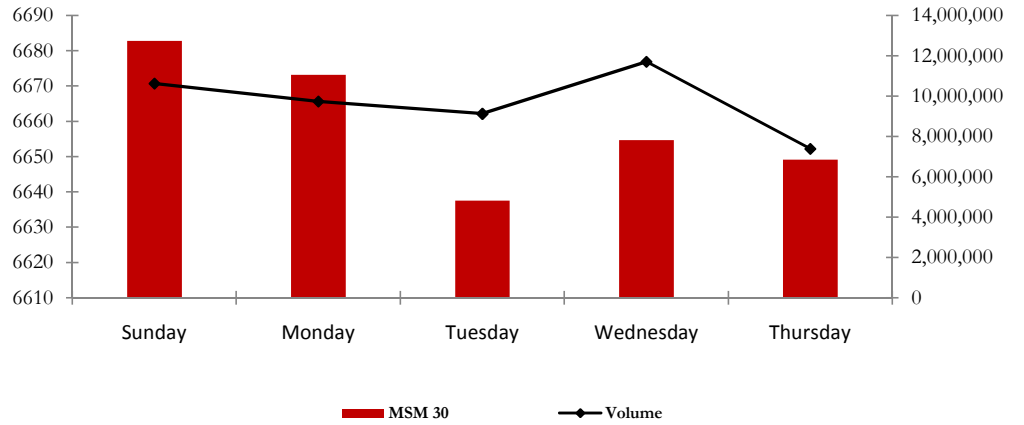
Market Change - Weekly



Oman

Market	Unit	Previous	Current	Change
		04-Mar-10	11-Mar-10	Δ
MSM 30	(x)	6,650.44	6,649.16	-0.02%
Average Volume Traded	(000's)	9,044,338	9,716,469	7.43%
Average No of Trades	(000's)	1,881	1,875	-0.30%
Average Value Traded(U.S \$)	(\$ 000's)	10,003,090	11,424,745	14.21%

Market Change - Weekly



Sulaiman Al Abduljader

Vice President

sulaiman.jader@coast.com.kw
Ext. 508

Abdullah Al Hasawi

Senior Financial Analyst

abdulla.alhasawi@coast.com.kw
Ext. 512

Burhan Kamali

Senior Financial Analyst

burhan.kamali@coast.com.kw
Ext. 514

Yousef Al Roumi

Investment Analyst

yousef.alroumi@coast.com.kw
Ext. 578

Manal Sabbah

Investment Analyst

manal@coast.com.kw
Ext. 579

Mohammad Al Hajeri

Investment Analyst

mohammad.alhajeri@coast.com.kw
Ext. 517

Talal Al Hunaif

Investment Analyst

talal.alhunaif@coast.com.kw
Ext. 567

Zaina Al Mershed

Marketing Officer

zaina.almershed@coast.com.kw
Ext. 577

This document and its content are prepared for your personal information purposes only and it is not an offer, or the solicitation of an offer, to buy or sell a security or enter into any other agreement. Projections of potential risk or return are illustrative, and should not be taken as limitations of the maximum possible loss or gain. The information and any views expressed are given as at the date of writing and subject to change. While the information has been obtained from sources believed to be reliable we do not represent that it is accurate or complete and it should not be relied on as such. Coast Investment and Development Company, its affiliates and subsidiaries accept no liability for any direct or consequential loss arising from use of this document or its contents. At any time, Coast Investment and Development Company or its employees may have a position, subject to change, in any securities or instruments referred to, or provide services to the issuer of those securities and instruments.

Coast Investment & Development Co.
Shuhada Street, Al Sharq Area

P. O. Box 26755, Safat 13128 - Kuwait
Tel: + 965 22230555
Fax: + 965 22408932

www.coast.com.kw