

# COAST MIDDLE EAST WEEKLY

## GCC Stock Review

Thursday, July 15, 2010

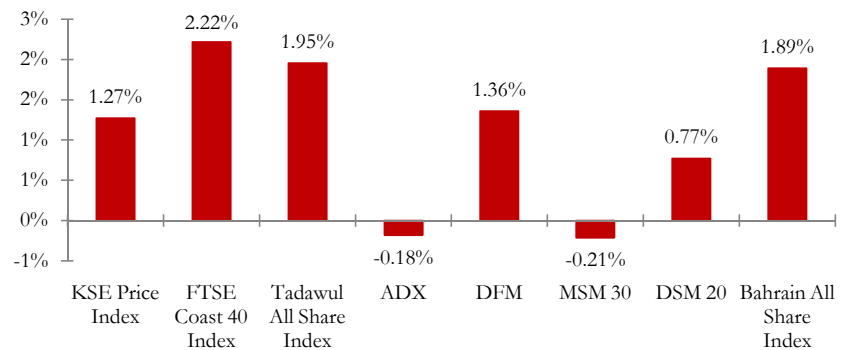
### Market Summary

GCC markets varied in their performance this week. The Saudi market (Tadawul) recorded the highest gain of 1.95% while Oman was the top losing market with 0.21% decline.

Market	Index	Previous	Current	Change	Change
		08-Jul-10	15-Jul-10	Points	Δ
Kuwait	KSE Price Index	6,430.90	6,512.70	81.80 ↑	1.27%
	FTSE Coast 40 Index	57.22	58.49	1.27 ↑	2.22%
Saudi Arabia	Tadawul All Share Index	6,056.41	6,174.74	118.33 ↑	1.95%
UAE	ADX	2,528.34	2,523.78	(4.56) ↓	-0.18%
	DFM	1,499.81	1,520.20	20.39 ↑	1.36%
Oman	MSM 30	6,231.01	6,217.78	(13.23) ↓	-0.21%
Qatar	DSM 20	6,910.18	6,963.53	53.35 ↑	0.77%
Bahrain	Bahrain All	1,366.29	1,392.13	25.84 ↑	1.89%

\* Saudi Arabia week starts on Saturday and ends on Wednesday.

### Market Change (%) - Weekly



### News During the Week

- › KIPCO - the Kuwait Projects Company - has announced the successful completion of a \$500 million (KD 144 million) bond issue under its \$2 billion Euro Medium Term Note (EMTN) Program.
- › Saudi Arabia's annual inflation rose to 5.5 percent in June, the highest level in the top oil exporter for at least a year, up from 5.4 percent in May.
- › The merger of two Kuwaiti firms, Gulf Investment House, or GIH, and First Investment Company, Al-Oula, is expected to be finalized after the month of Ramadan in September.
- › National Bank of Kuwait (NBK), the largest Kuwaiti bank and the highest-rated in the Middle East, reported net profits of \$499.3 million (KD 145.2 million) for the first half of 2010 compared with \$433.4 million (KD 126.1) for the same period in 2009, an increase of 15 percent.

This document and its content are prepared for your personal information purposes only and it is not an offer, or the solicitation of an offer, to buy or sell a security or enter into any other agreement. Projections of potential risk or return are illustrative, and should not be taken as limitations of the maximum possible loss or gain. The information and any views expressed are given as at the date of writing and subject to change. While the information has been obtained from sources believed to be reliable we do not represent that it is accurate or complete and it should not be relied on as such. Coast Investment and Development Company, its affiliates and subsidiaries accept no liability for any direct or consequential loss arising from use of this document or its contents. At any time, Coast Investment and Development Company or its employees may have a position, subject to change, in any securities or instruments referred to, or provide services to the issuer of those securities and instruments.

Coast Investment & Development Co.  
Shuhada Street, Al Sharq Area

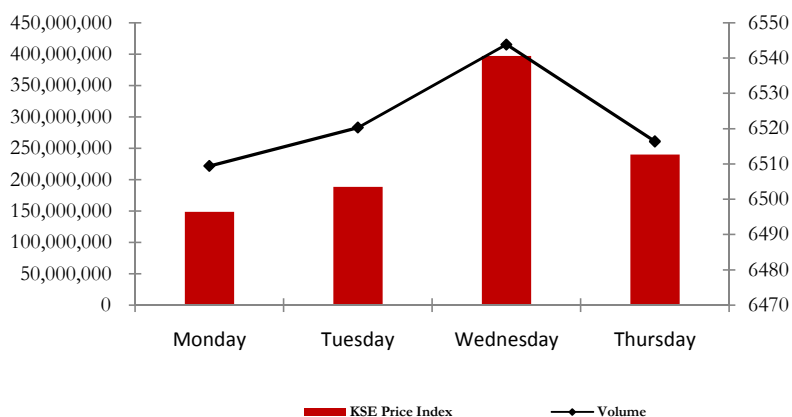
P. O. Box 26755, Safat 13128 - Kuwait  
Tel: + 965 22230555  
Fax: + 965 22408932

www.coast.com.kw

KUWAIT

Market	Unit	Previous 08-Jul-10	Current 15-Jul-10	Change Δ
KSE Price Index	(x)	6,430.90	6,512.70	1.27%
FTSE Coast 40 Index	(x)	57.22		-100.00%
Average Volume Traded	(000's)	241,880,000	295,569,375	22.20%
Average No of Trades	(000's)	3,957	4,338.00	9.63%
Average Value Traded(U.S \$)	(\$ 000's)	86,899,811	83,890,044	-3.46%

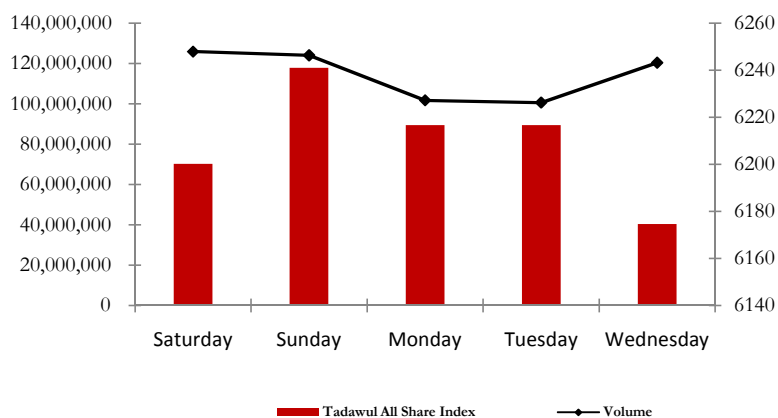
Market Change - Weekly



SAUDI ARABIA

Market	Unit	Previous 07-Jul-10	Current 14-Jul-10	Change Δ
Tadawul All Share Index	(x)	6,056.41	6,174.74	1.95%
Average Volume Traded	(000's)	95,647,417	114,567,328	19.78%
Average No of Trades	(000's)	69,836	74,341	6.45%
Average Value Traded(U.S \$)	(\$ 000's)	658,535,041	808,757,079	22.81%

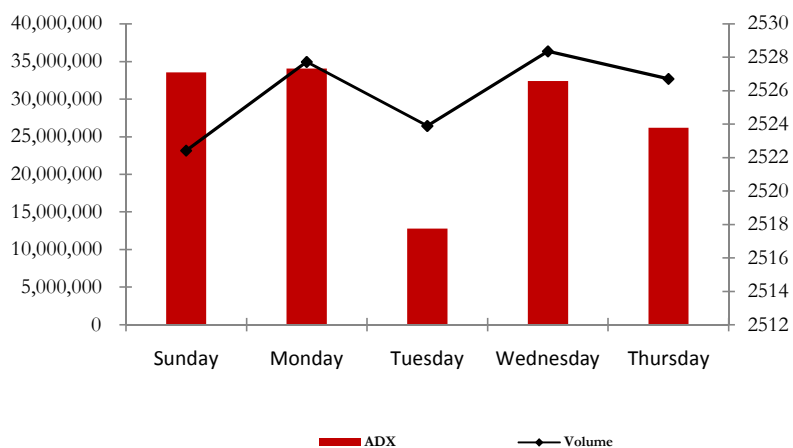
Market Change - Weekly



UNITED ARAB EMIRATES (Abu Dhabi)

Market	Unit	Previous 08-Jul-10	Current 15-Jul-10	Change Δ
ADX	(x)	2,528.34	2,523.78	-0.18%
Average Volume Traded	(000's)	40,334,690	30,707,160	-23.87%
Average No of Trades	(000's)	983	735	-25.23%
Average Value Traded(U.S \$)	(\$ 000's)	19,886,618	22,168,385	11.47%

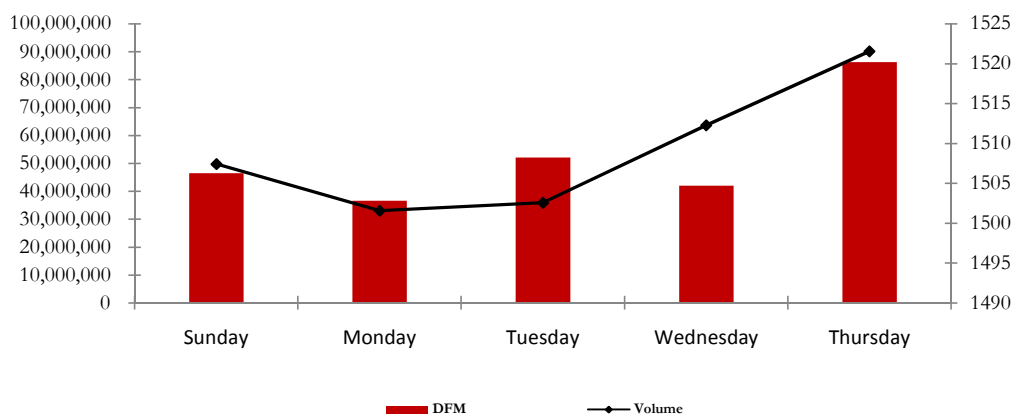
Market Change - Weekly



UNITED ARAB EMIRATES (Dubai)

Market	Unit	Previous 08-Jul-10	Current 15-Jul-10	Change Δ
DFM	(x)	1,499.81	1,520.20	1.36%
Average Volume Traded	(000's)	78,483,813	54,473,600	-30.59%
Average No of Trades	(000's)	1,786	1,420	-20.47%
Average Value Traded(U.S \$)	(\$ 000's)	34,394,409	50,190,791	45.93%

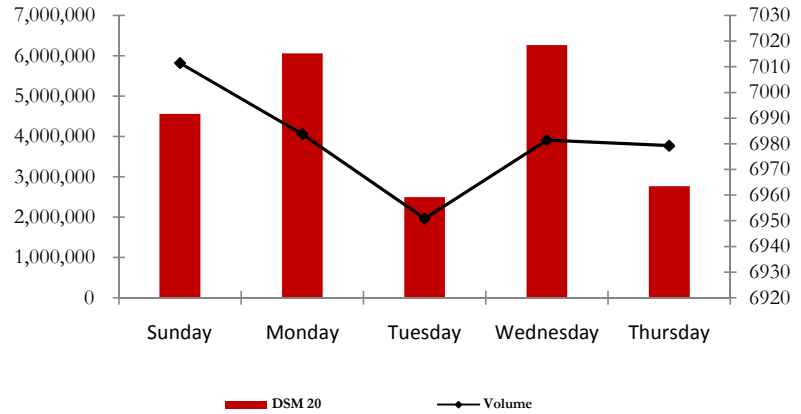
Market Change - Weekly



QATAR

Market	Unit	Previous 08-Jul-10	Current 15-Jul-10	Change Δ
DSM 20	(x)	6,910.18	6,963.53	0.77%
Average Volume Traded	(000's)	4,280,851	3,906,580	-8.74%
Average No of Trades	(000's)	2,470	2460	-0.40%
Average Value Traded(U.S \$)	(\$ 000's)	32,847,897	52,443,250	59.65%

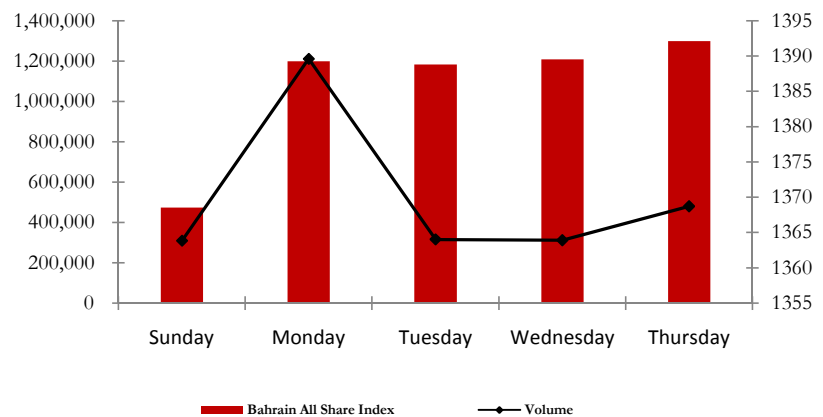
Market Change - Weekly



BAHRAIN

Market	Unit	Previous 08-Jul-10	Current 15-Jul-10	Change Δ
Bahrain All Share Index	(x)	1,366.29	1,392.13	1.89%
Average Volume Traded	(000's)	1,110,489	525,827	-52.65%
Average No of Trades	(000's)	47	45	-4.26%
Average Value Traded(U.S \$)	(\$ 000's)	484,536	225,169	-53.53%

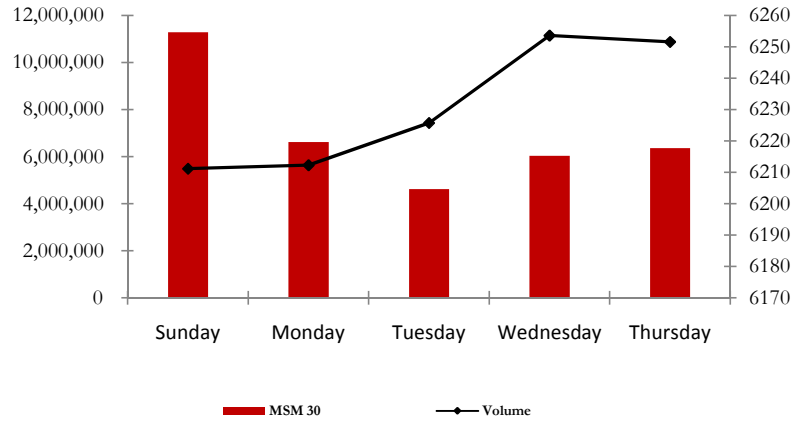
Market Change - Weekly



Oman

Market	Unit	Previous 08-Jul-10	Current 15-Jul-10	Change Δ
MSM 30	(x)	6,231.01	6,217.78	-0.21%
Average Volume Traded	(000's)	7,703,253	8,119,697	5.41%
Average No of Trades	(000's)	1,448	1,648	13.80%
Average Value Traded(U.S \$)	(\$ 000's)	7,080,062	9,611,427	35.75%

Market Change - Weekly



**Sulaiman Al Abduljader**

Vice President

sulaiman.jader@coast.com.kw  
Ext. 508

**Abdullah Al Hasawi**

Senior Financial Analyst

abdulla.alhasawi@coast.com.kw  
Ext. 512

**Burhan Kamali**

Senior Financial Analyst

burhan.kamali@coast.com.kw  
Ext. 514

**Yousef Al Roumi**

Investment Analyst

yousef.alroumi@coast.com.kw  
Ext. 578

**Manal Sabbah**

Investment Analyst

manal@coast.com.kw  
Ext. 579

**Mohammad Al Hajeri**

Investment Analyst

mohammad.alhajeri@coast.com.kw  
Ext. 517

**Talal Al Hunaif**

Investment Analyst

talal.alhunaif@coast.com.kw  
Ext. 567

**Zaina Al Mershed**

Marketing Officer

zaina.almershed@coast.com.kw  
Ext. 577

This document and its content are prepared for your personal information purposes only and it is not an offer, or the solicitation of an offer, to buy or sell a security or enter into any other agreement. Projections of potential risk or return are illustrative, and should not be taken as limitations of the maximum possible loss or gain. The information and any views expressed are given as at the date of writing and subject to change. While the information has been obtained from sources believed to be reliable we do not represent that it is accurate or complete and it should not be relied on as such. Coast Investment and Development Company, its affiliates and subsidiaries accept no liability for any direct or consequential loss arising from use of this document or its contents. At any time, Coast Investment and Development Company or its employees may have a position, subject to change, in any securities or instruments referred to, or provide services to the issuer of those securities and instruments.

Coast Investment & Development Co.  
Shuhada Street, Al Sharq Area

P. O. Box 26755, Safat 13128 - Kuwait  
Tel: + 965 22230555  
Fax: + 965 22408932

[www.coast.com.kw](http://www.coast.com.kw)